

Harvard Forest Data Archive HF297-03

Data File:

Name = hf297-03-hw-site-maple.csv  
Description = hardwood site maple  
Rows = 483 Columns = 50  
MD5 checksum = 12d3301ed6ffb474edb2a92ccad85089

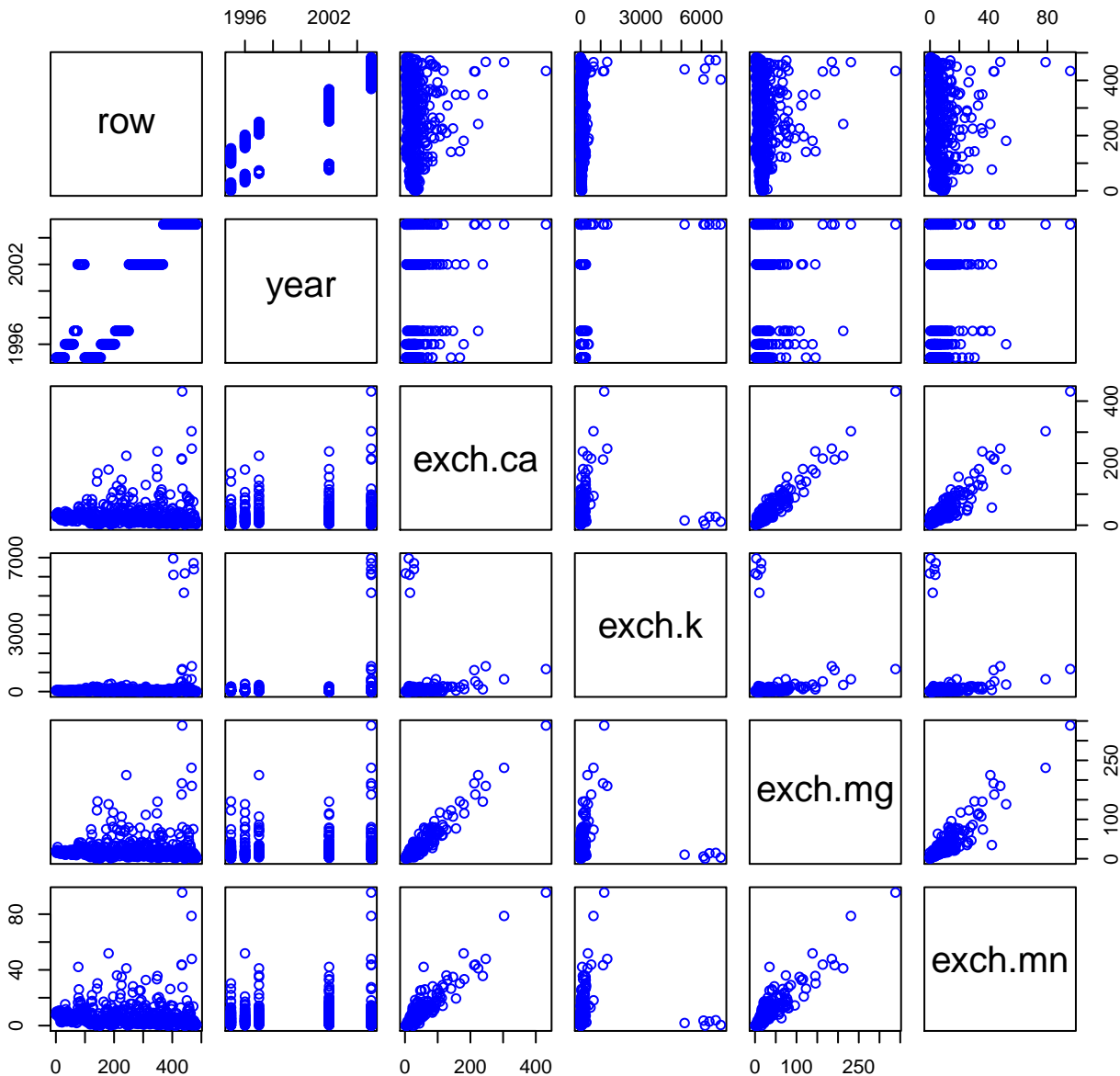
Variables:

year = year of sample collection  
exch.ca = five percent PCA soluble Ca, by ICP (micromolePerGram)  
exch.k = five percent PCA soluble K, by ICP (micromolePerGram)  
exch.mg = five percent PCA soluble Mg, by ICP (micromolePerGram)  
exch.mn = five percent PCA soluble Mn, by ICP (micromolePerGram)  
exch.p = five percent PCA soluble P, by ICP (micromolePerGram)  
exch.al = five percent PCA soluble Al, by ICP (nanomolePerGram)  
exch.fe = five percent PCA soluble Fe, by ICP (micromolePerGram)  
exch.na = five percent PCA soluble Na, by ICP (micromolePerGram)  
exch.zn = five percent PCA soluble Zn, by ICP (micromolePerGram)  
tot.chloro = total chlorophyll by spectrophotometer  
(microgramsPerGram)  
chloro.a = total chlorophyll by spectrophotometer  
(microgramsPerGram)  
chloro.b = total chlorophyll by spectrophotometer  
(microgramsPerGram)  
chloro.a.b = total chlorophyll by spectrophotometer  
(microgramsPerGram)  
sol.proteins = soluble proteins by spectrophotometer  
(microgramsPerGram)  
put = five percent PCA soluble putrescine by HPLC (nanomolePerGram)  
spd = five percent PCA soluble spermidine by HPLC (nanomolePerGram)  
spm = five percent PCA soluble spermine by HPLC (nanomolePerGram)  
spd.put = ratio of spermidine to putrescine (dimensionless)  
asp = five percent PCA soluble aspartic acid by HPLC  
(nanomolePerGram)  
glu = five percent PCA soluble glutamic acid by HPLC  
(nanomolePerGram)  
gln = five percent PCA soluble glutamine by HPLC (nanomolePerGram)  
ser = five percent PCA soluble serine by HPLC (nanomolePerGram)  
arg = five percent PCA soluble arginine by HPLC (nanomolePerGram)  
thr = five percent PCA soluble threonine by HPLC (nanomolePerGram)  
gly = five percent PCA soluble glycine by HPLC (nanomolePerGram)  
arg.thr = five percent PCA soluble arginine+threonine by HPLC  
(system was unable to  
separate these two amino acids) (nanomolePerGram)  
arg.thr.gly = five percent PCA soluble arginine+threonine+glycine by  
HPLC (system was  
unable to separate these three amino acids)  
(nanomolePerGram)  
ala = five percent PCA soluble alanine by HPLC (nanomolePerGram)  
pro = five percent PCA soluble proline by HPLC (nanomolePerGram)  
gaba = five percent PCA soluble g-aminobutyric acid by HPLC  
(nanomolePerGram)

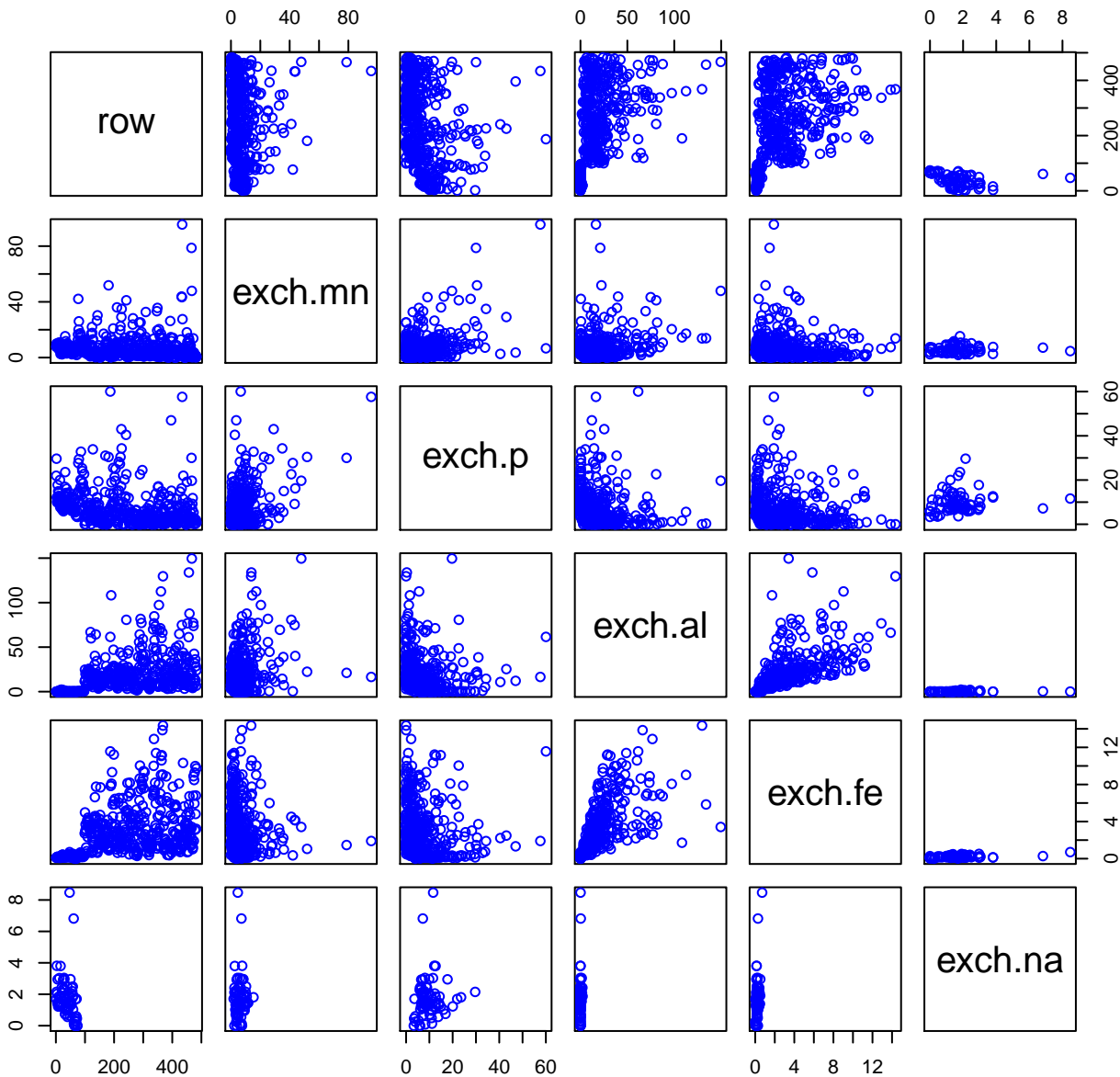
val = five percent PCA soluble valine by HPLC (nanomolePerGram)  
met = five percent PCA soluble methionine by HPLC (nanomolePerGram)  
ile = five percent PCA soluble isoleucine by HPLC (nanomolePerGram)  
leu = five percent PCA soluble leucine by HPLC (nanomolePerGram)  
trp = five percent PCA soluble tryptophan by HPLC (nanomolePerGram)  
phe = five percent PCA soluble phenylalanine by HPLC  
    (nanomolePerGram)  
ile.leu = five percent PCA soluble isoleucine+leucine by HPLC  
    (system was unable to  
    separate these two amino acids) (nanomolePerGram)  
leu.trp = five percent PCA soluble isoleucine+tryptophan by HPLC  
    (system was unable  
    to separate these two amino acids) (nanomolePerGram)  
trp.phe = five percent PCA soluble tryptophan+phenylalanine by  
HPLC  
    (nanomolePerGram)  
cys = five percent PCA soluble cystine by HPLC (nanomolePerGram)  
orn = five percent PCA soluble ornithine by HPLC (nanomolePerGram)  
lys = five percent PCA soluble lysine by HPLC (nanomolePerGram)  
his = five percent PCA soluble histidine by HPLC (nanomolePerGram)

Variable	Min	Median	Mean	Max	NAs
year	1995.000	2002.000	1999.853	2005.000	0
exch.ca	2.210	25.020	34.287	430.980	4
exch.k	0.000	51.155	154.585	6952.760	5
exch.mg	0.470	15.950	24.204	338.510	4
exch.mn	0.000	4.770	7.222	95.540	4
exch.p	-0.160	4.740	7.101	60.040	4
exch.al	0.000	13.139	18.829	149.536	6
exch.fe	0.000	2.131	2.881	14.352	4
exch.na	0.000	1.460	1.711	8.470	410
exch.zn	0.000	1.186	1.454	11.158	195
tot.chloro	1273.780	2948.185	2892.884	4495.890	459
chloro.a	885.690	1893.830	1858.482	2690.260	459
chloro.b	388.090	1021.235	1034.402	1805.630	459
chloro.a.b	1.298	1.837	1.873	2.299	459
sol.proteins	2.100	3.360	3.373	4.570	459
put	0.000	28.570	36.005	158.310	389
spd	4.890	24.790	30.261	123.810	386
spm	4.670	22.080	23.193	60.050	386
spd.put	0.240	0.929	1.048	5.280	392
asp	0.000	36.210	42.183	133.780	460
glu	509.760	1566.900	1753.479	3581.980	460
gln	0.000	2.210	10.554	77.700	460
ser	0.000	22.010	25.954	104.080	460
arg	0.000	0.000	48.069	778.940	460
thr	0.580	9.200	12.423	56.340	460
gly	0.000	0.000	1.342	10.010	460
arg.thr					483
arg.thr.gly	0.000	0.000	56.211	890.630	460
ala					483
pro	9.660	29.030	33.500	99.630	460
gaba	39.300	134.350	153.848	391.630	460
val	0.000	0.000	3.256	20.810	460
met	20.740	39.870	42.302	82.330	460
ile					483
leu					483
trp	2.190	4.380	6.800	19.710	460
phe	5.820	22.630	24.348	53.480	460
ile.leu					483
leu.trp					483
trp.phe					483
cys	0.000	0.000	0.000	0.000	460
orn	1.970	4.200	4.624	10.090	460
lys	0.000	0.730	1.203	6.130	460
his	0.000	88.720	103.500	246.550	460

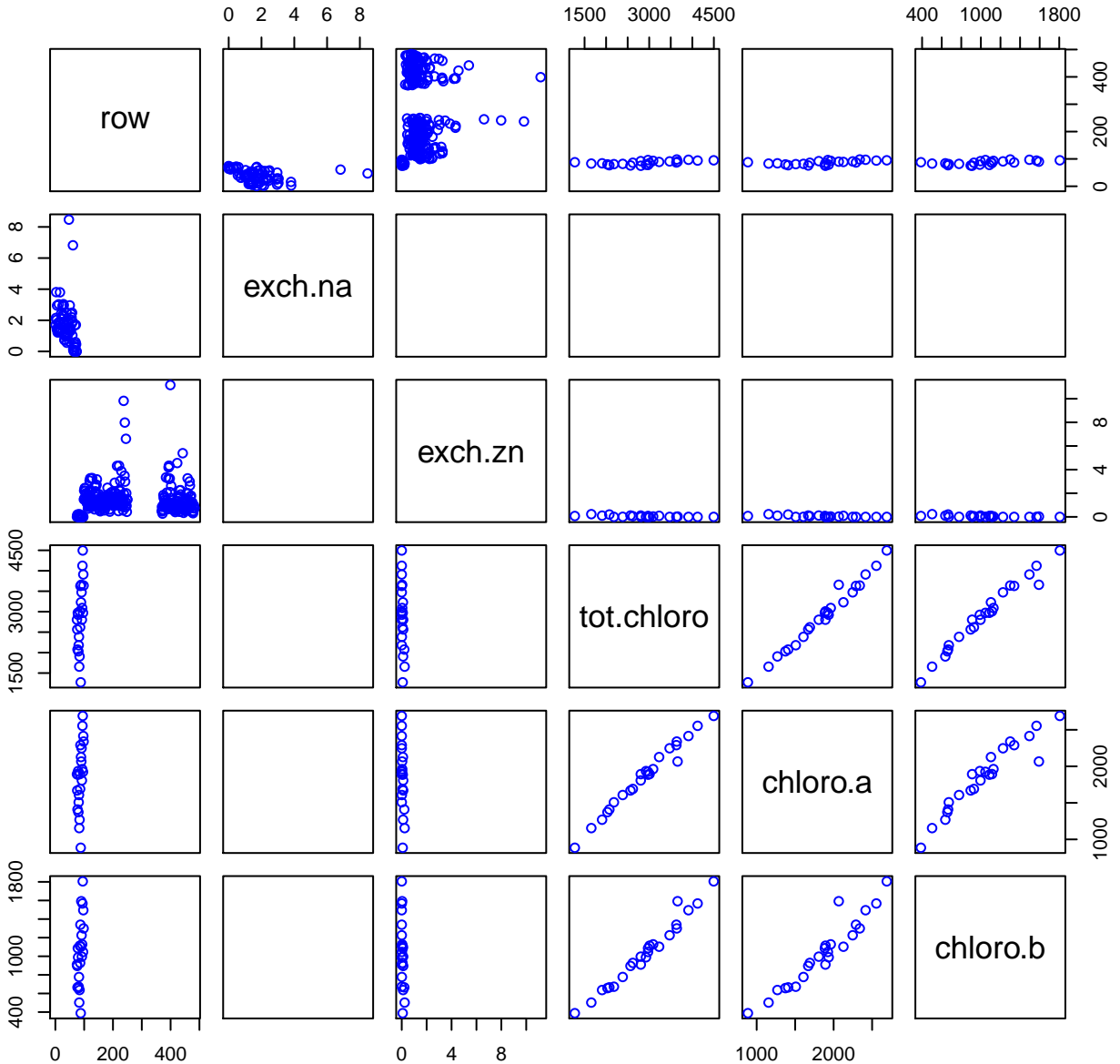
# HF297-03 Plot 1



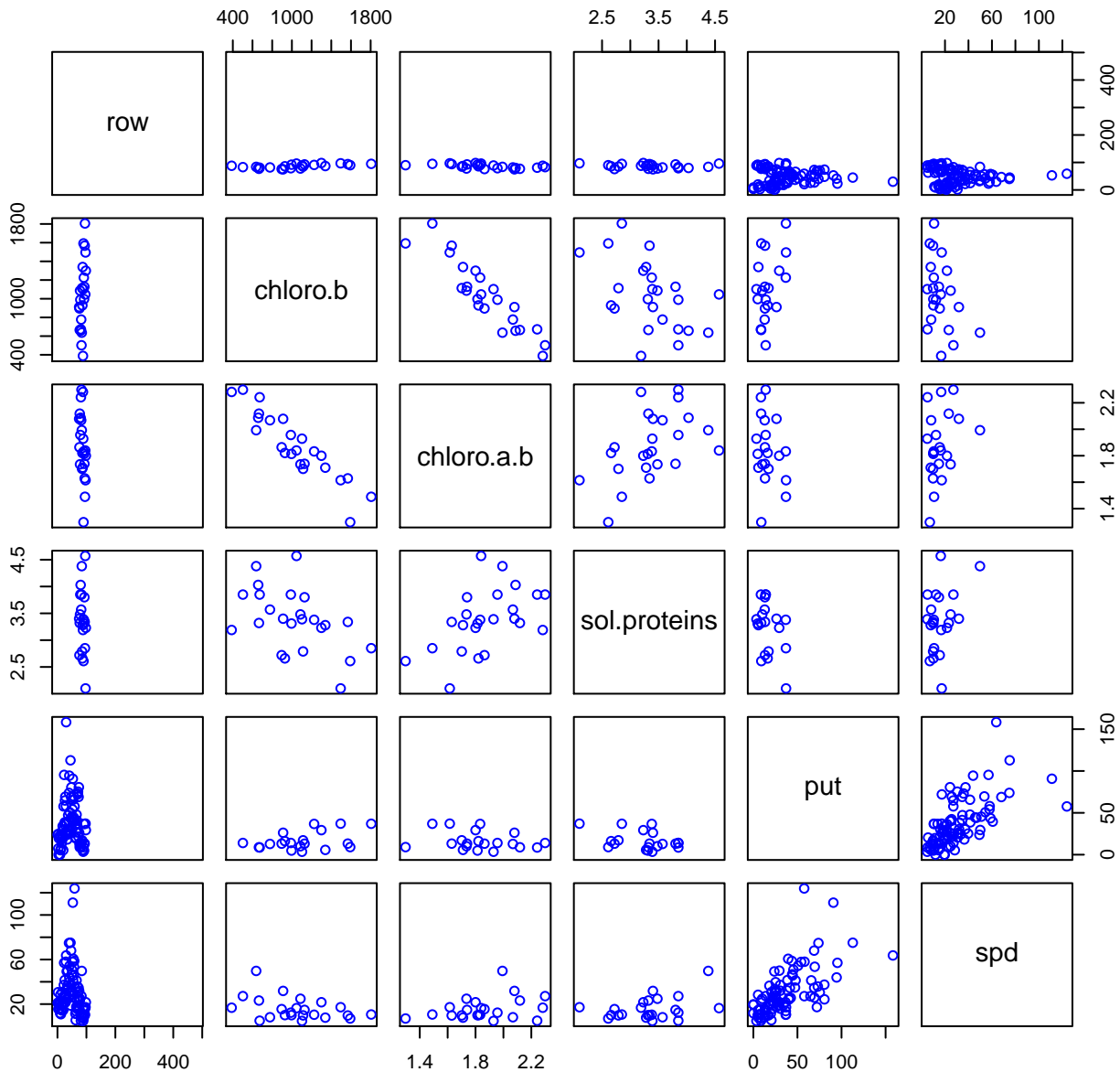
# HF297-03 Plot 2



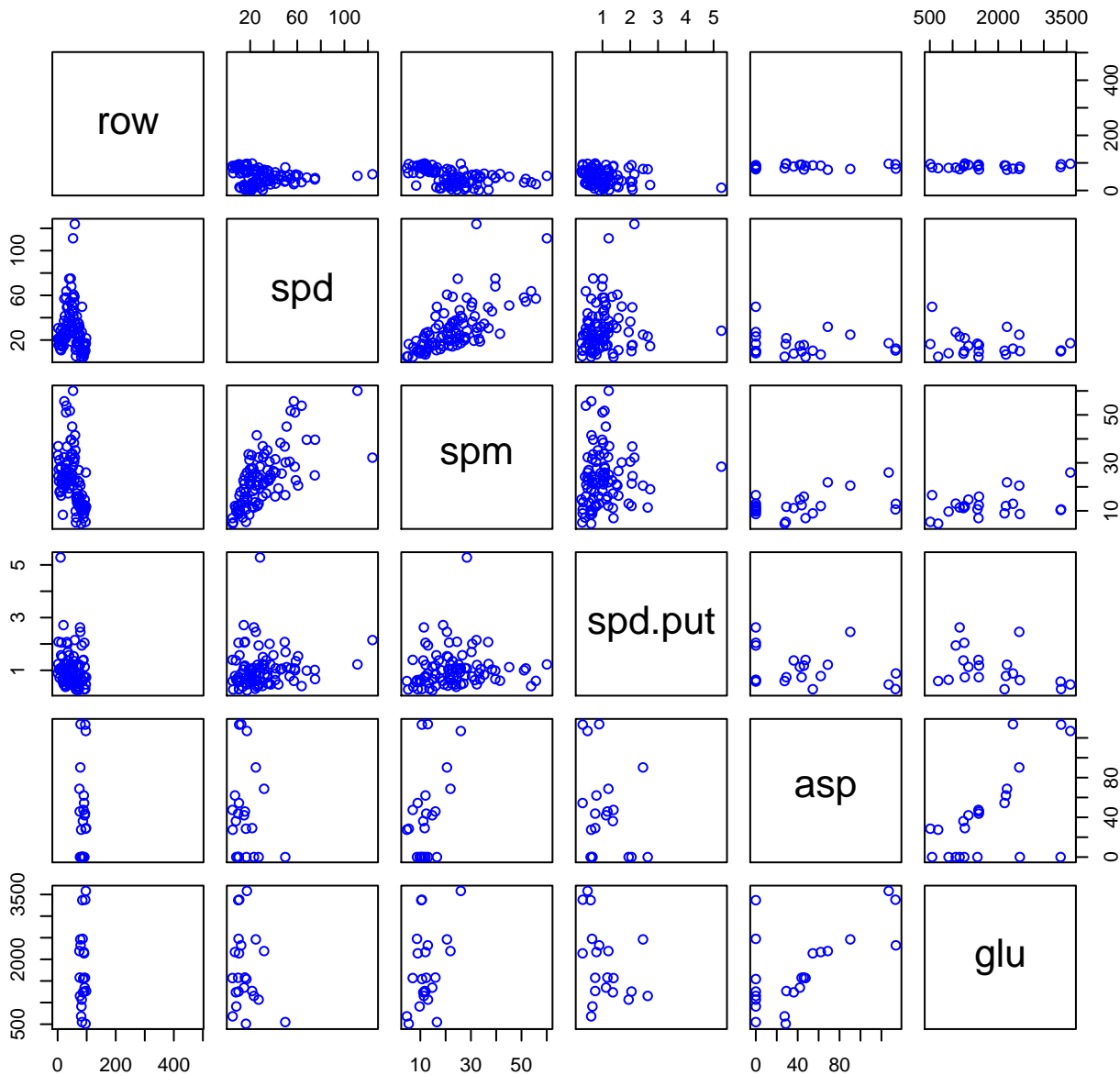
# HF297-03 Plot 3



# HF297-03 Plot 4

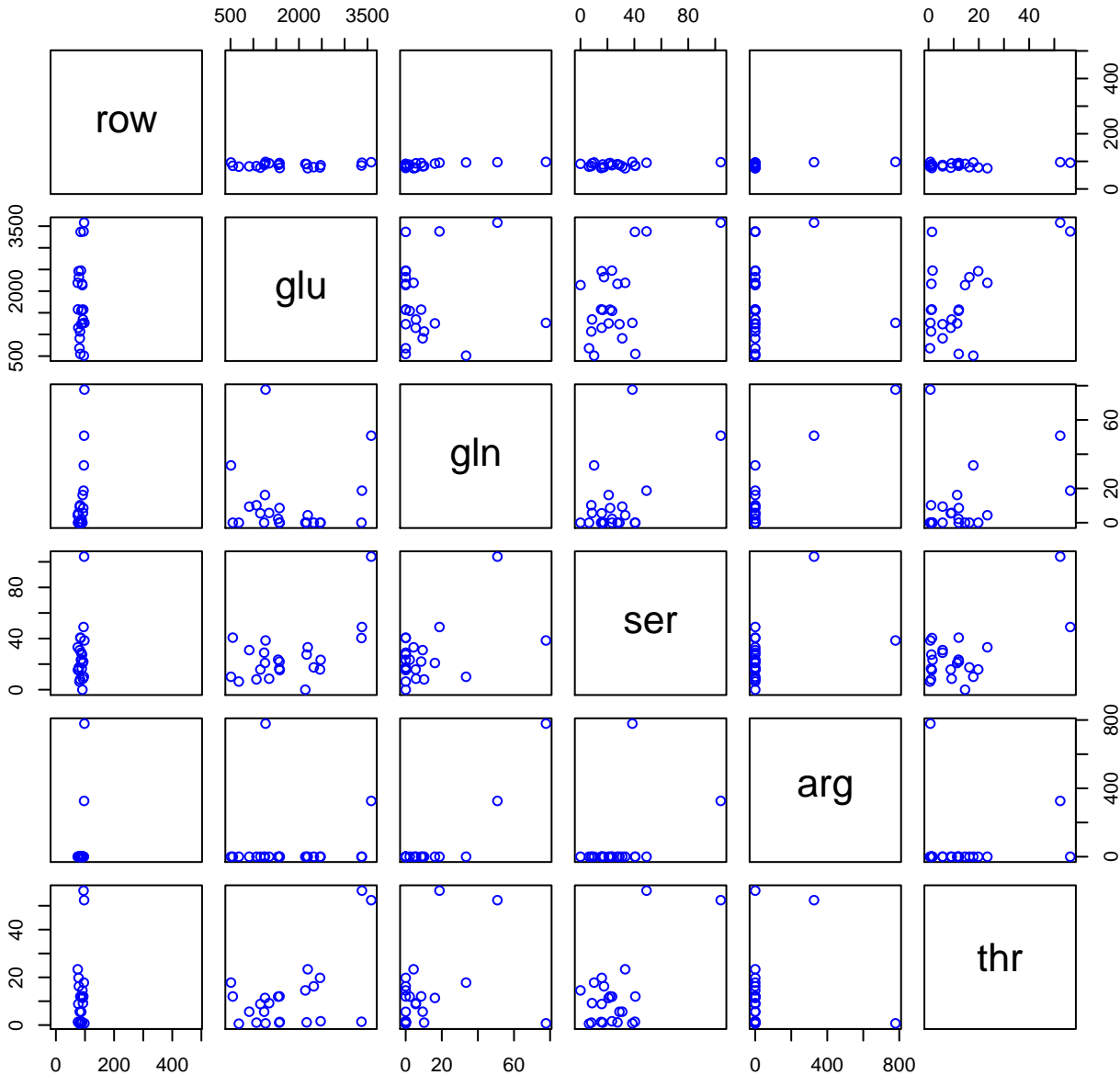


# HF297-03 Plot 5

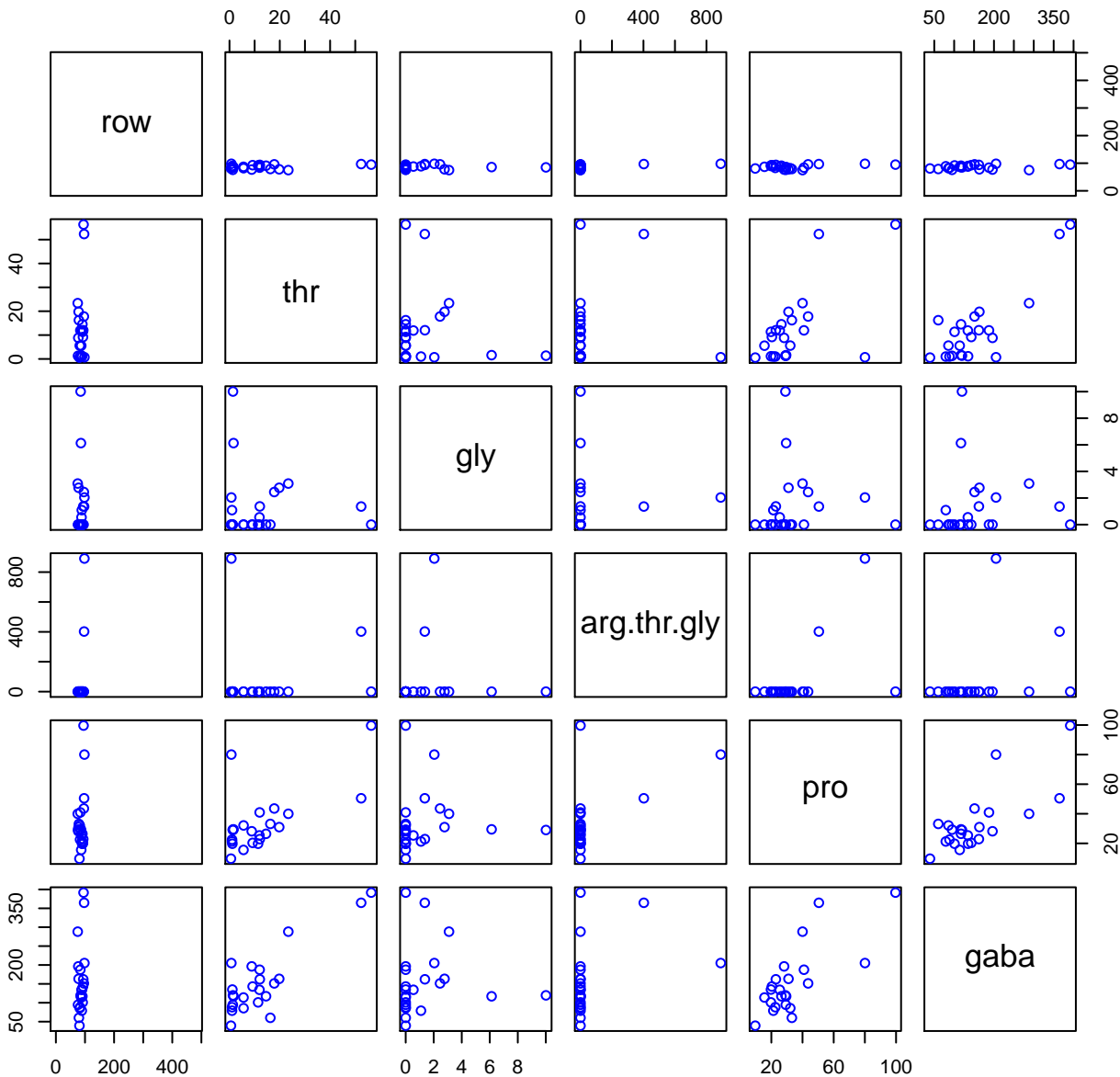




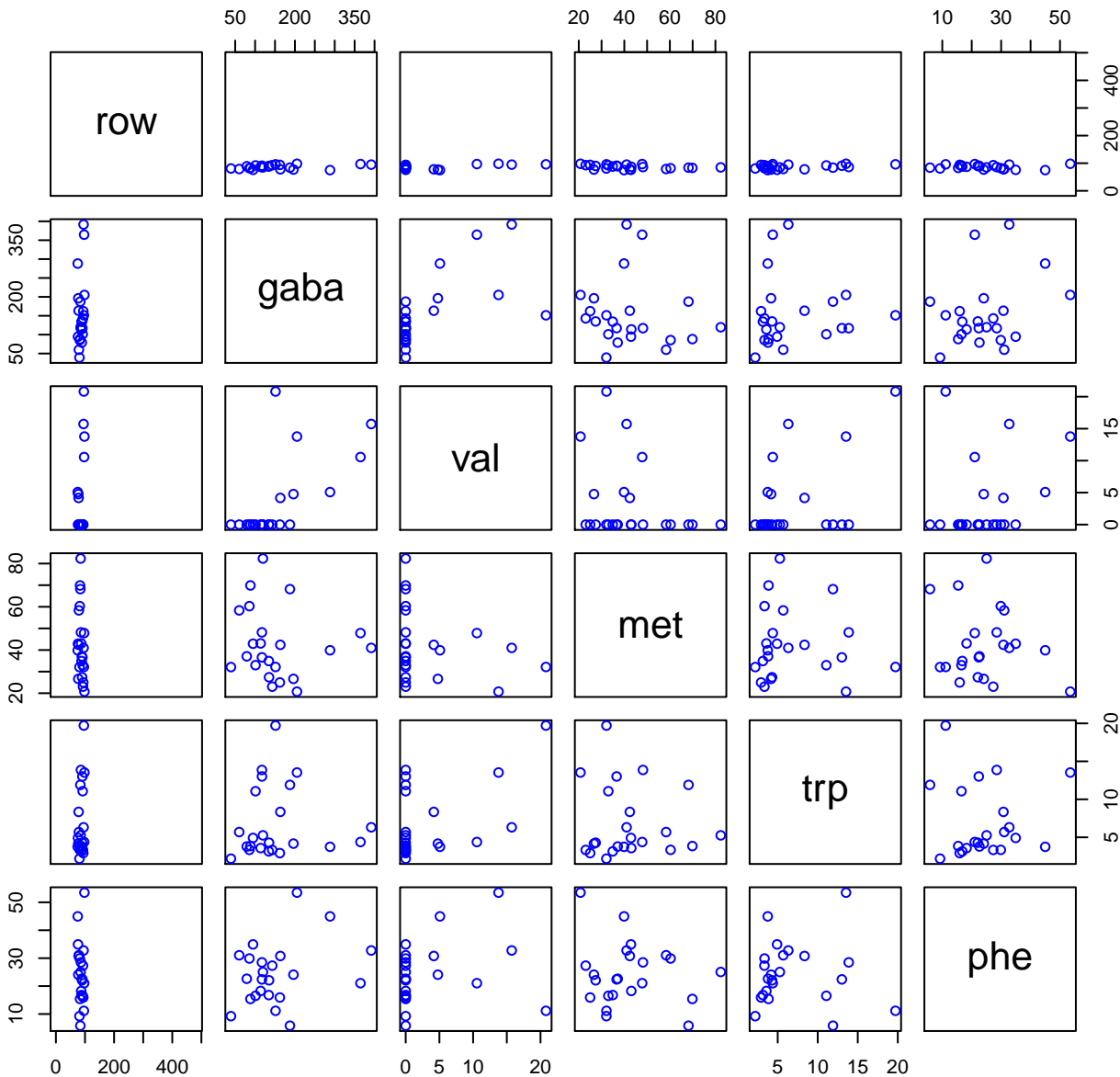
# HF297-03 Plot 6



# HF297-03 Plot 7



# HF297-03 Plot 8



# HF297-03 Plot 9

