

Harvard Forest Data Archive HF114-01

Data File:

Name = hf114-01-real-prey.csv

Description = real prey

Rows = 25 Columns = 19

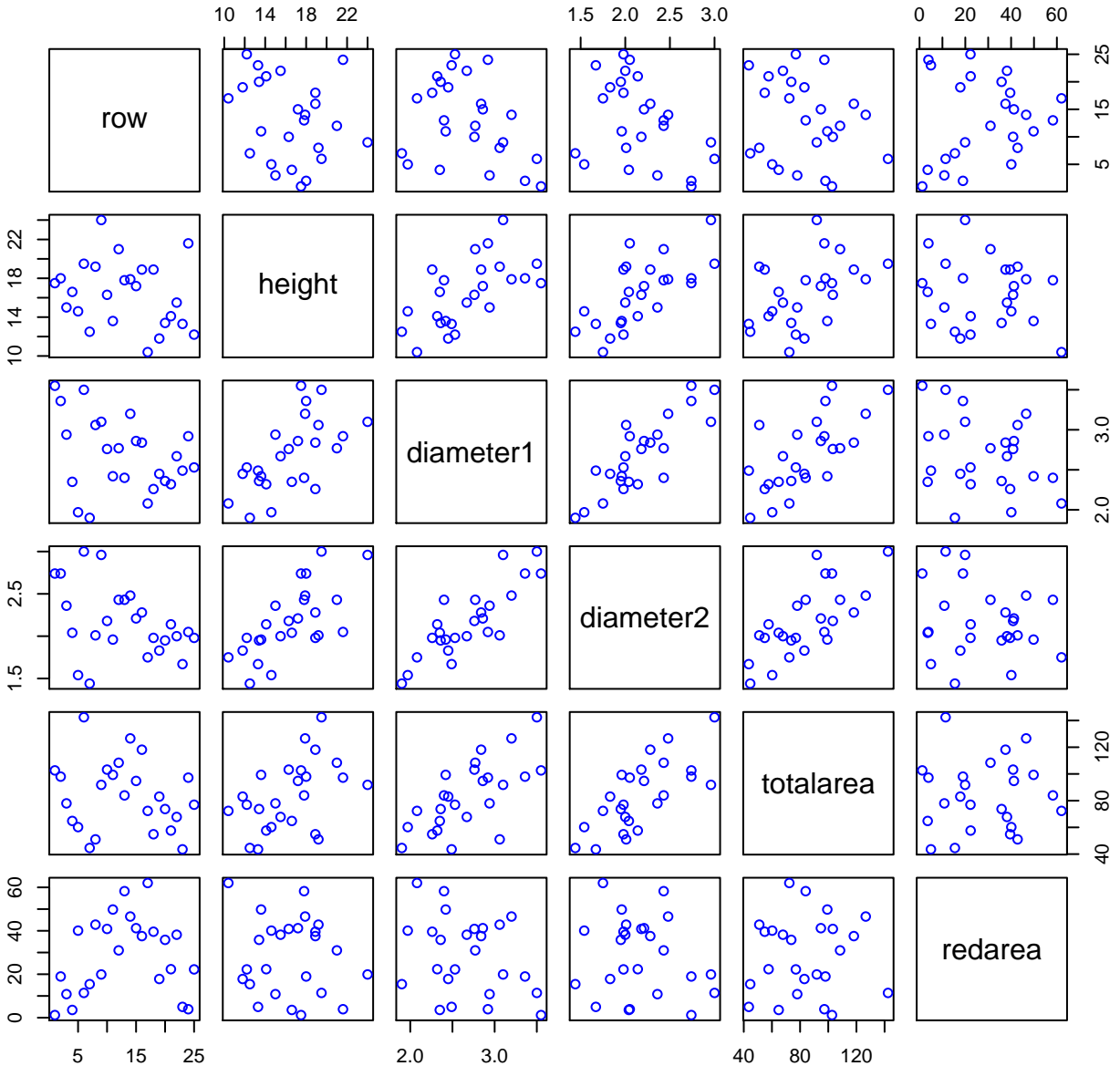
MD5 checksum = 2a8c1346e5db26d8c569edb6c36bd017

Variables:

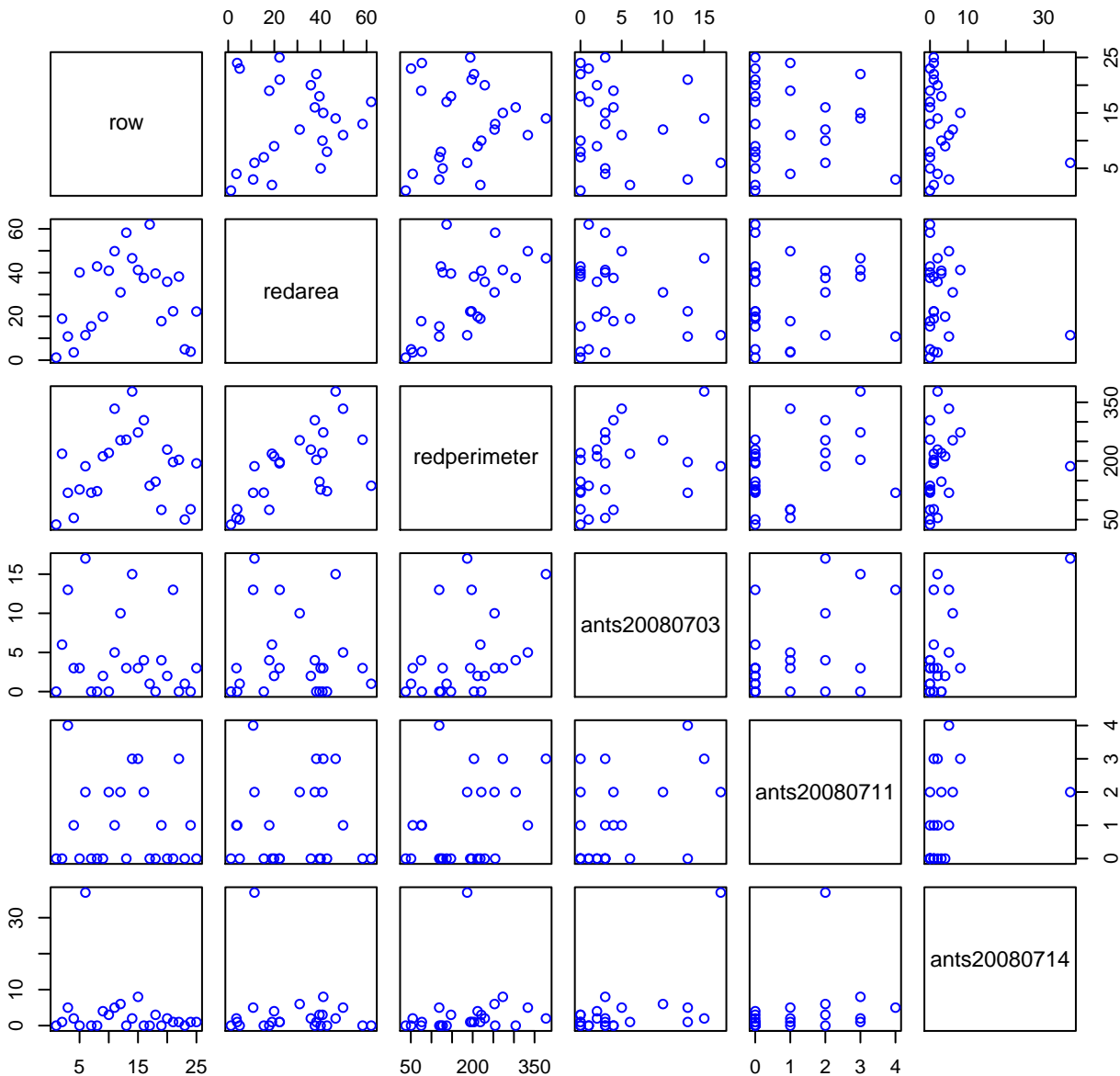
height = height of pitcher in cm (centimeter)
diameter1 = diameter across the pitcher mouth in cm (centimeter)
diameter2 = diameter perpendicular to diameter 1 in cm (centimeter)
totalarea = surface area of the plant in cm² (squareCentimeters)
redarea = total surface area that is red in cm² (squareCentimeters)
redperimeter = total perimeter of red veins in cm
(squareCentimeters)
ants20080703 = number of ants captured from July 1 - July 3, 2008
(number)
ants20080711 = number of ants captured from July 8 - July 11, 2008
(number)
ants20080714 = number of ants captured from July 11 - July 14, 2008
(number)
collembola20080703 = number of springtails captured from July 1 -
July 3, 200 (number)
collembola20080711 = number of springtails captured from July 8 -
July 11, 2008 (number)
collembola20080714 = number of springtails captured from July 11 -
July 14, 2008 (number)
spiders20080703 = number of spiders captured from July 1 - July 3,
2008 (number)
spiders20080711 = number of spiders captured from July 8 - July 11,
2008 (number)
spiders20080714 = number of spiders captured from July 11 - July 14,
2008 (number)
flies20080703 = number of flies captured from July 1 - July 3, 2008
(number)
flies20080711 = number of flies captured from July 8 - July 11, 2008
(number)
flies20080714 = number of flies captured from July 11 - July 14,
2008 (number)

Variable	Min	Median	Mean	Max	NAs
height	10.400	16.600	16.432	24.000	0
diameter1	1.900	2.670	2.682	3.550	0
diameter2	1.440	2.050	2.166	3.000	0
totalarea	43.560	83.050	83.802	142.420	0
redarea	1.190	30.990	28.654	62.010	0
redperimeter	37.560	194.030	180.971	377.650	0
ants20080703	0.000	3.000	4.320	17.000	0
ants20080711	0.000	0.000	1.000	4.000	0
ants20080714	0.000	1.000	3.280	37.000	0
collembola20	0.000	0.000	0.400	3.000	0
collembola20	0.000	0.000	0.240	2.000	0
collembola20	0.000	0.000	0.440	3.000	0
spiders20080	0.000	0.000	0.240	2.000	0
spiders20080	0.000	0.000	0.040	1.000	0
spiders20080	0.000	0.000	0.440	6.000	0
flies2008070	0.000	1.000	1.640	7.000	0
flies2008071	0.000	0.000	0.280	2.000	0
flies2008071	0.000	0.000	1.960	9.000	0

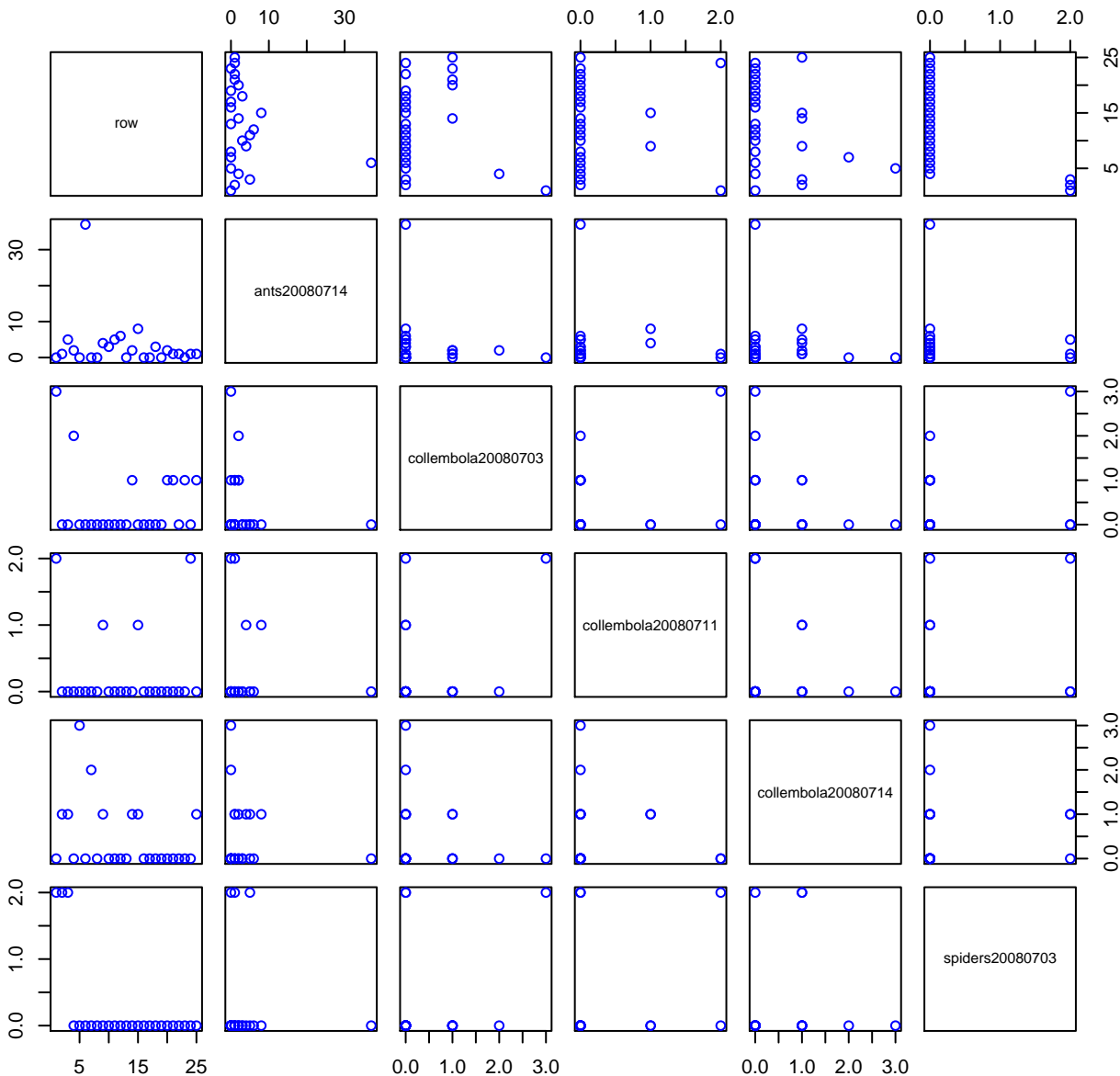
HF114-01 Plot 1



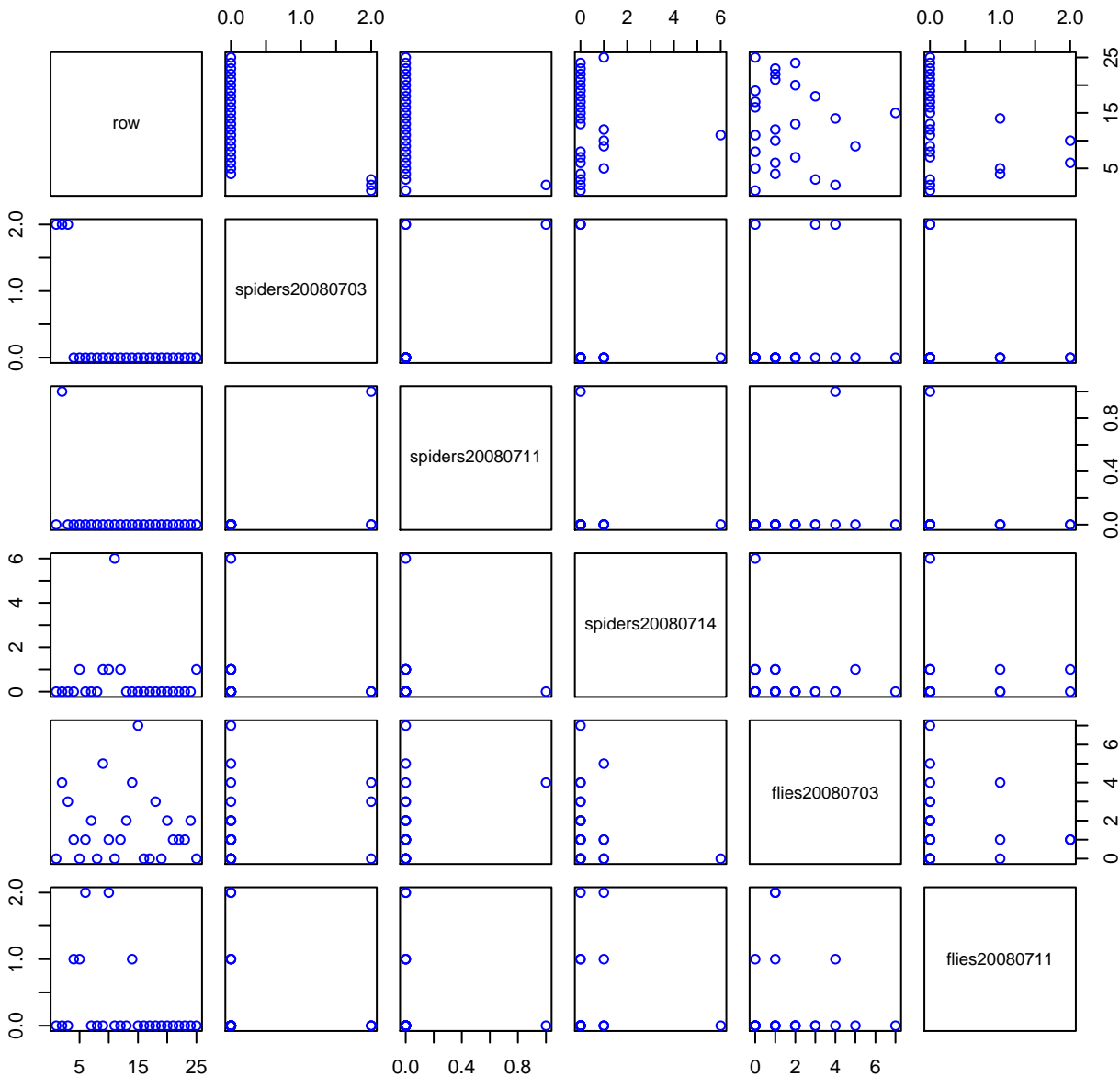
HF114-01 Plot 2



HF114-01 Plot 3



HF114-01 Plot 4



HF114-01 Plot 5

