

Harvard Forest Data Archive HF070-02

Data File:

Name = hf070-02-manual.csv

Description = manual

Rows = 209 Columns = 17

MD5 checksum = 1446b7da7d0245a4543f99465a63a6b3

Variables:

date = date

nb.time = Julian day and fraction of a day (nominalDay)

nb.stg = measured stage at Nelson Big Weir (centimeter)

nb.dis = calculated discharge at Nelson Big Weir (litersPerSecond)

nl.time = Julian day and fraction of a day (nominalDay)

nl.stg = measured stage at Nelson Little Weir (centimeter)

nl.dis = calculated discharge at Nelson Little Weir
(litersPerSecond)

bl.time = Julian day and fraction of a day (nominalDay)

bl.stg = measured stage at Bigelow Lower Pipe (centimeter)

bl.dis = calculated discharge Bigelow Lower Pipe (litersPerSecond)

bu.time = Julian day and fraction of a day (nominalDay)

bu.stg = measured stage at Bigelow Upper Pipe (centimeter)

bu.dis = calculated discharge at Bigelow Upper Pipe
(litersPerSecond)

bgs.time = Julian day and fraction of a day (nominalDay)

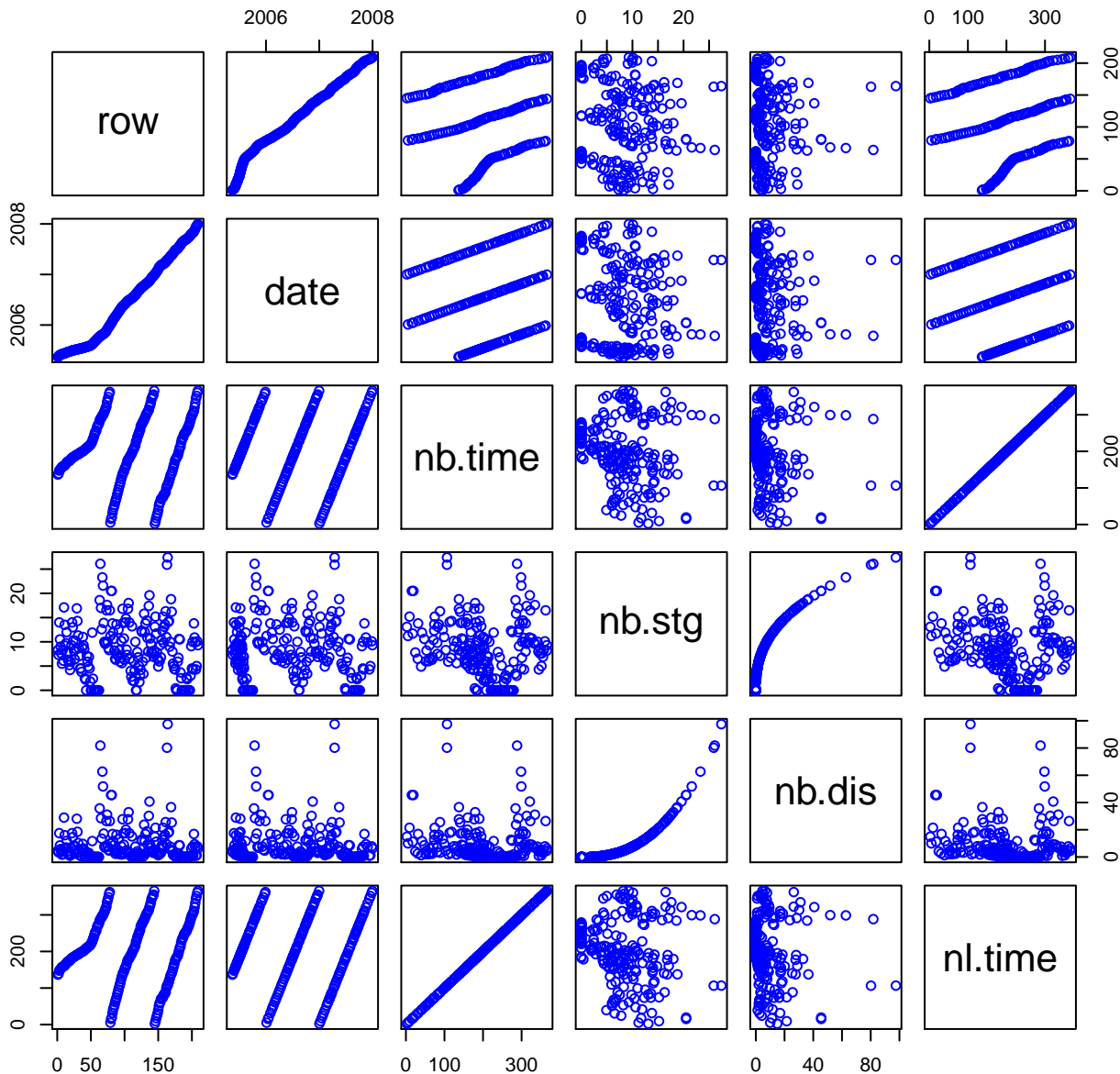
bgs.stg = measured stage at Black Gum Swamp (centimeter)

bvs.time = Julian day and fraction of a day (nominalDay)

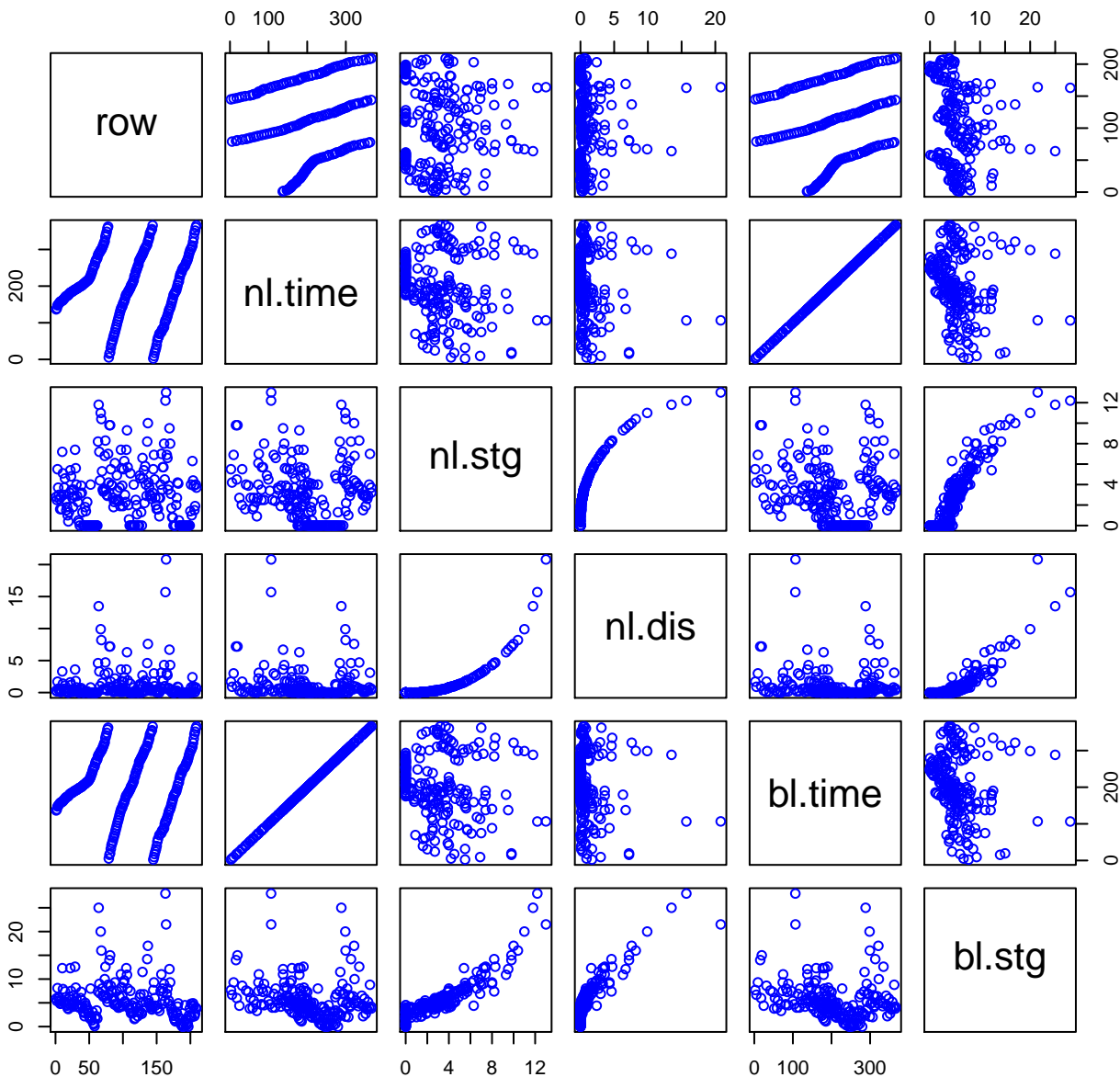
bvs.stg = measured stage at Beaver Swamp (centimeter)

Variable	Min	Median	Mean	Max	NAs
date	2005-05-16	2006-06-26	2006-06-27	2007-12-31	0
nb.time	2.503	198.365	201.422	365.663	0
nb.stg	0.000	8.100	8.428	27.400	0
nb.dis	0.000	4.500	9.333	97.500	0
nl.time	2.500	198.375	201.423	365.653	0
nl.stg	0.000	2.750	3.114	13.000	1
nl.dis	0.000	0.300	1.160	20.800	1
bl.time	2.472	199.472	202.744	365.722	2
bl.stg	0.000	4.700	5.555	28.000	6
bl.dis	0.000	7.800	18.202	377.700	6
bu.time	2.458	199.462	202.739	365.698	2
bu.stg	0.000	2.300	2.527	15.500	2
bu.dis	0.000	2.600	5.001	137.800	2
bgs.time	2.490	199.908	203.206	365.684	3
bgs.stg	23.500	44.200	43.565	56.200	3
bvs.time	2.465	199.462	202.742	365.708	2
bvs.stg	34.600	43.200	43.429	61.500	2

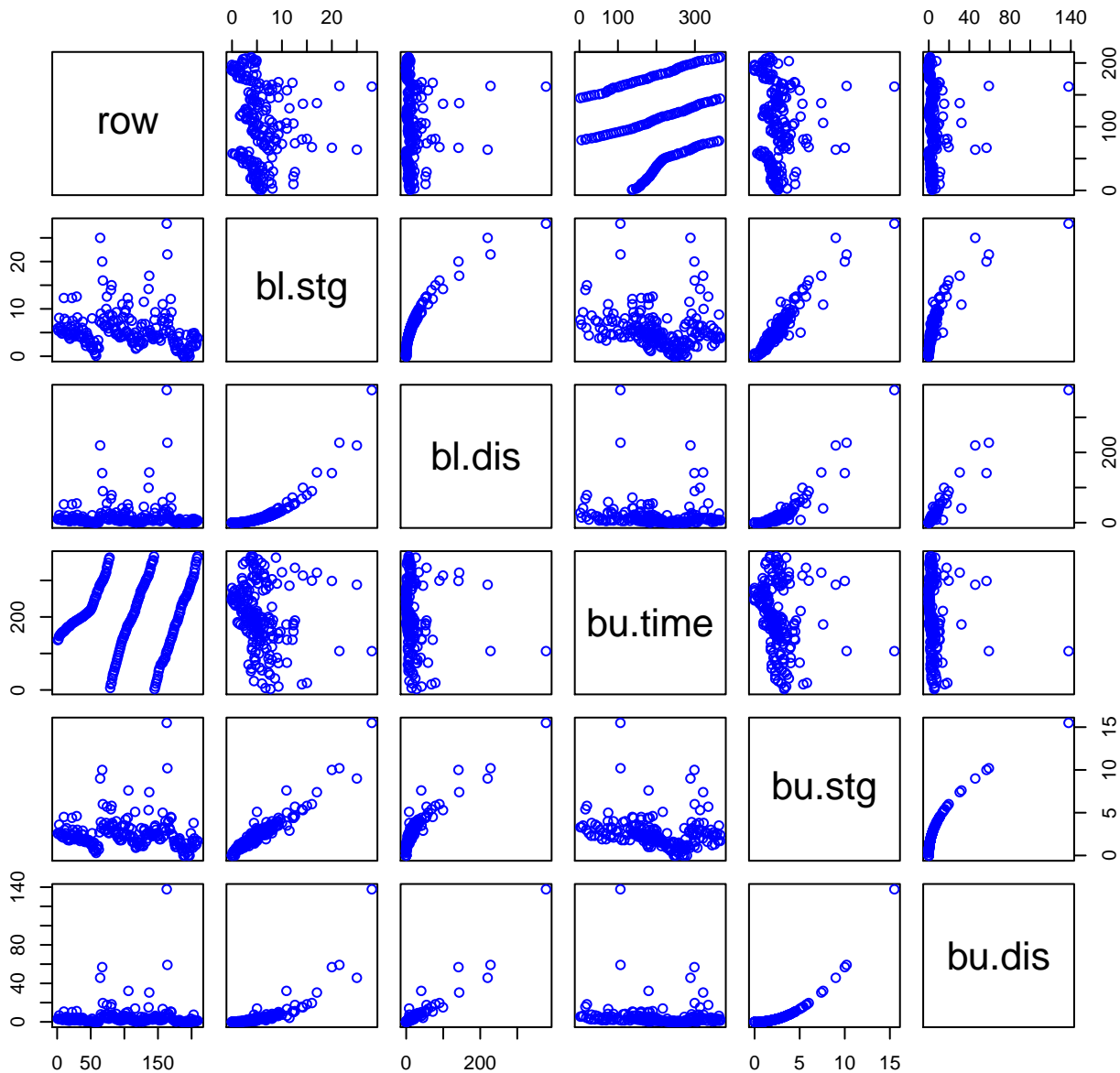
HF070-02 Plot 1



HF070-02 Plot 2



HF070-02 Plot 3



HF070-02 Plot 4

