

Harvard Forest Data Archive HF050-02

Data File:

Name = hf050-02-np.csv

Description = nitrogen and phosphorus

Rows = 24 Columns = 4

MD5 checksum = c932ebf6b11762711e215aa1a9f0a9e5

Variables:

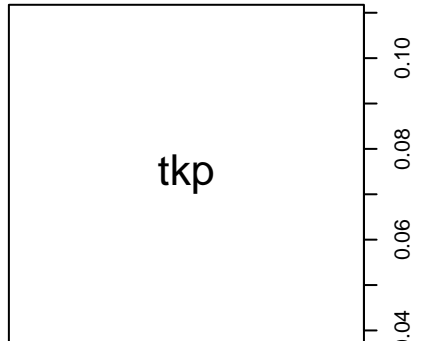
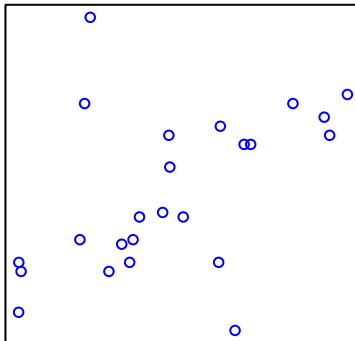
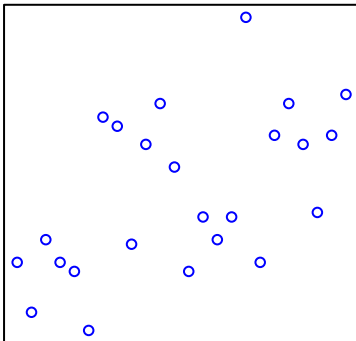
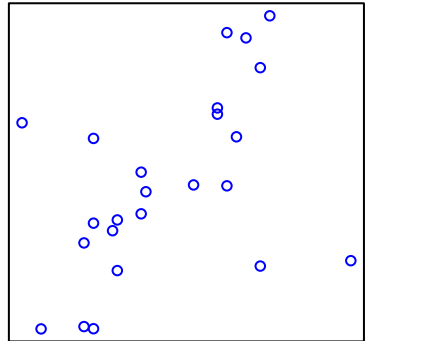

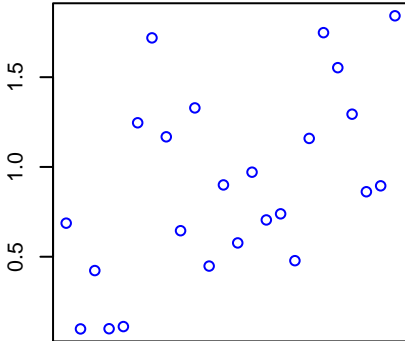
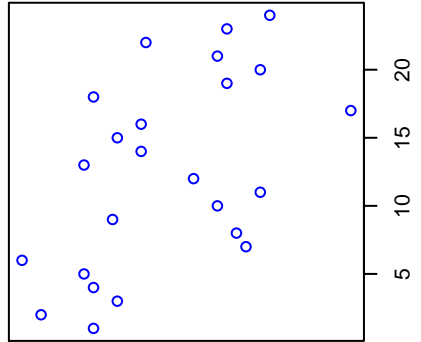
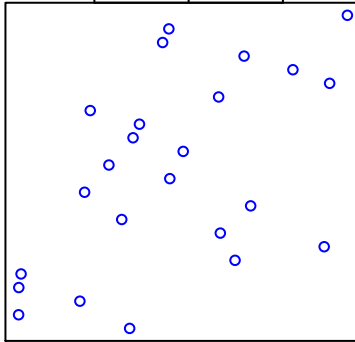
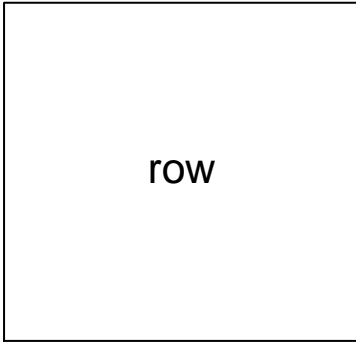
tkn = total Kjeldahl nitrogen (% of ash-free dry mass)  
(dimensionless)

tkp = total Kjeldahl phosphorus (% of ash-free dry mass)  
(dimensionless)

Variable	Min	Median	Mean	Max	NAs
tkn	0.098	0.879	0.904	1.842	0
tkp	0.040	0.066	0.070	0.109	0

# HF050-02 Plot 1

0.5 1.0 1.5



5 10 15 20 0.04 0.06 0.08 0.10