

Harvard Forest Data Archive HF429-02

Data File:

Name = hf429-02-hf-streams-si.csv

Description = stream silica data

Rows = 1490 Columns = 9

MD5 checksum = 9782ff63d2b58f4f99d611f89cb09c4c

Variables:

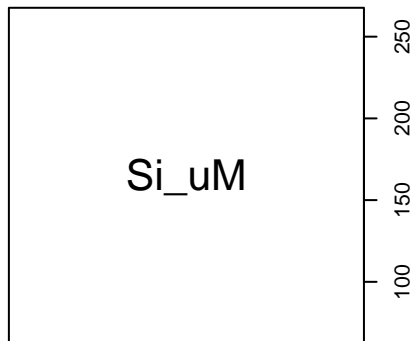
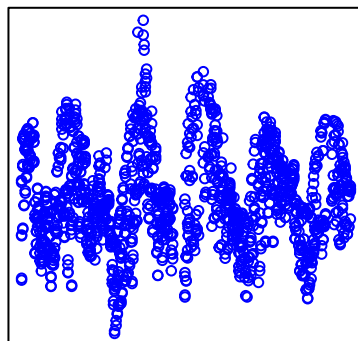
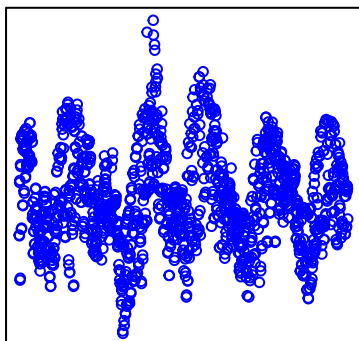


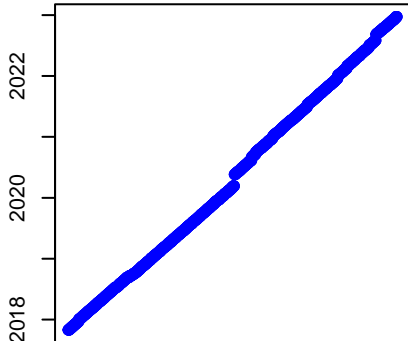
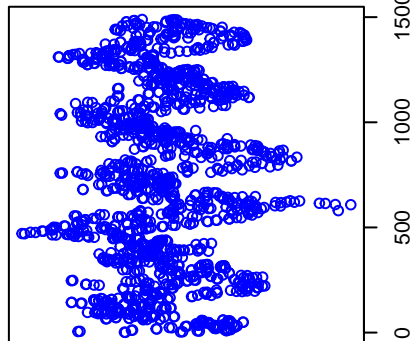
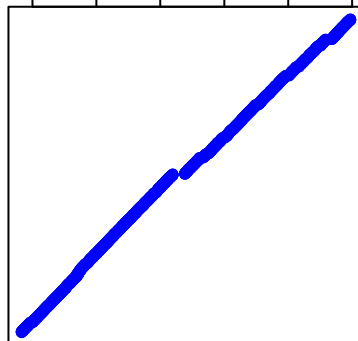

Date = date

Si_uM = silica. Detection limit is 0.02 uM. NA = Sample not measured
(micromolePerLiter)

| Variable | Min | Median | Mean | Max | NAs |
|----------|------------|------------|------------|------------|-----|
| Date | 2017-10-31 | 2020-03-04 | 2020-04-27 | 2022-12-22 | 0 |
| Si_uM | 68.440 | 148.350 | 150.934 | 260.010 | 101 |

HF429-02 Plot 1

2018 2020 2022



0 500 1000 1500

100 150 200 250

0 500 1000 1500