

Harvard Forest Data Archive HF400-04

Data File:

Name = hf400-04-sutherland-ms-data.csv

Description = pollen percentage

Rows = 183 Columns = 14

MD5 checksum = 550d9b2996237021e96a0b73f9df5a41

Variables:

cal.age = calibrated age assignment for each sample based on Bchron model (dimensionless)

Picea = pollen percentage values; these data appeared in Oswald et al. (2018) (dimensionless)

Tsuga = pollen percentage values; these data appeared in Oswald et al. (2018) (dimensionless)

Betula = pollen percentage values; these data appeared in Oswald et al. (2018) (dimensionless)

Quercus = pollen percentage values; these data appeared in Oswald et al. (2018) (dimensionless)

Carya = pollen percentage values; these data appeared in Oswald et al. (2018) (dimensionless)

Fagus = pollen percentage values; these data appeared in Oswald et al. (2018) (dimensionless)

Castanea = pollen percentage values; these data appeared in Oswald et al. (2018) (dimensionless)

Pinus.strobus = pollen percentage values; these data appeared in Oswald et al. (2018) (dimensionless)

Pinus.banksiana = pollen percentage values; these data appeared in Oswald et al. (2018) (dimensionless)

Pinus.rigida = pollen percentage values; these data appeared in Oswald et al. (2018) (dimensionless)

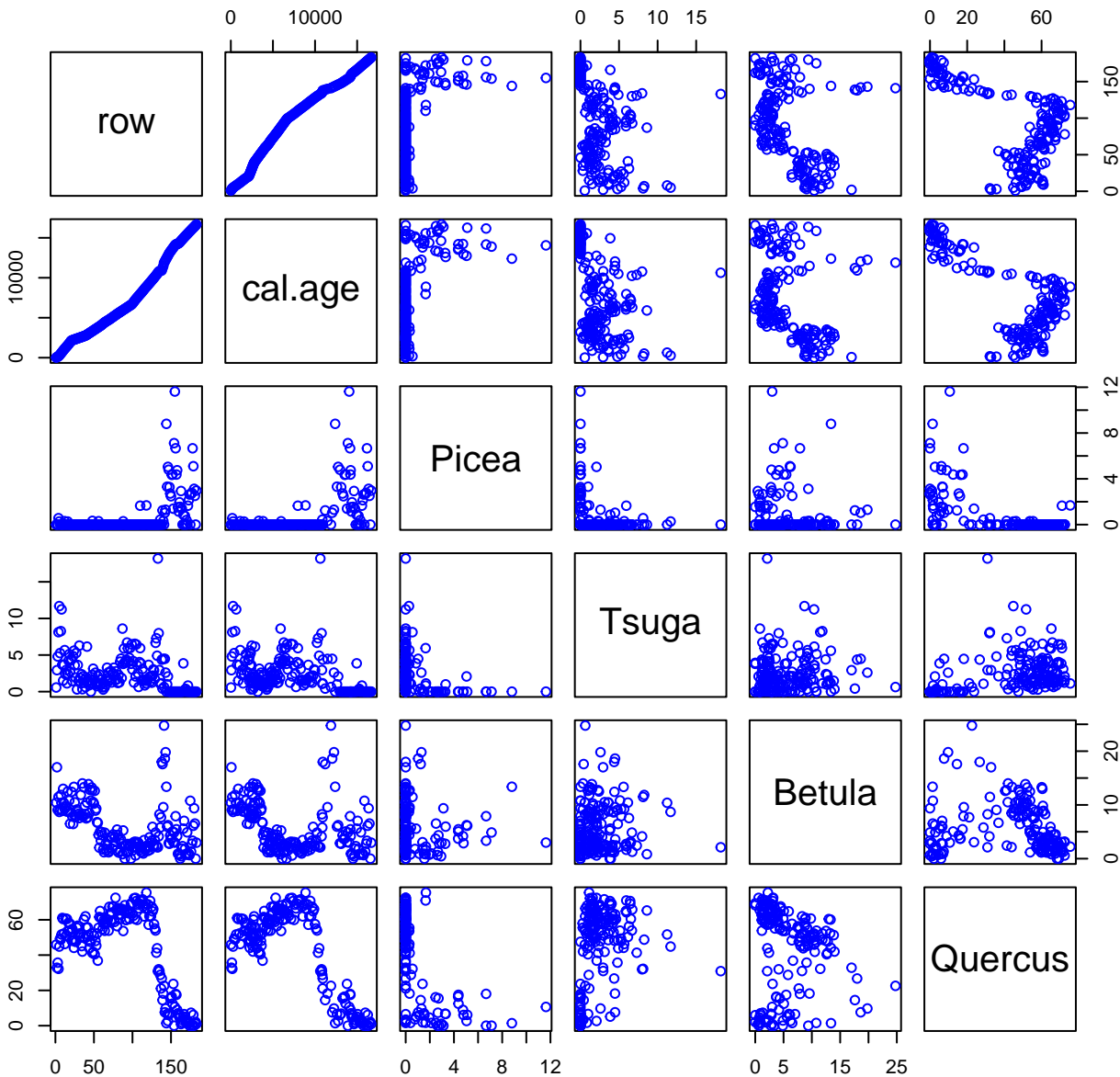
Poaceae = pollen percentage values; these data appeared in Oswald et al. (2018) (dimensionless)

Ambrosia = pollen percentage values; these data appeared in Oswald et al. (2018) (dimensionless)

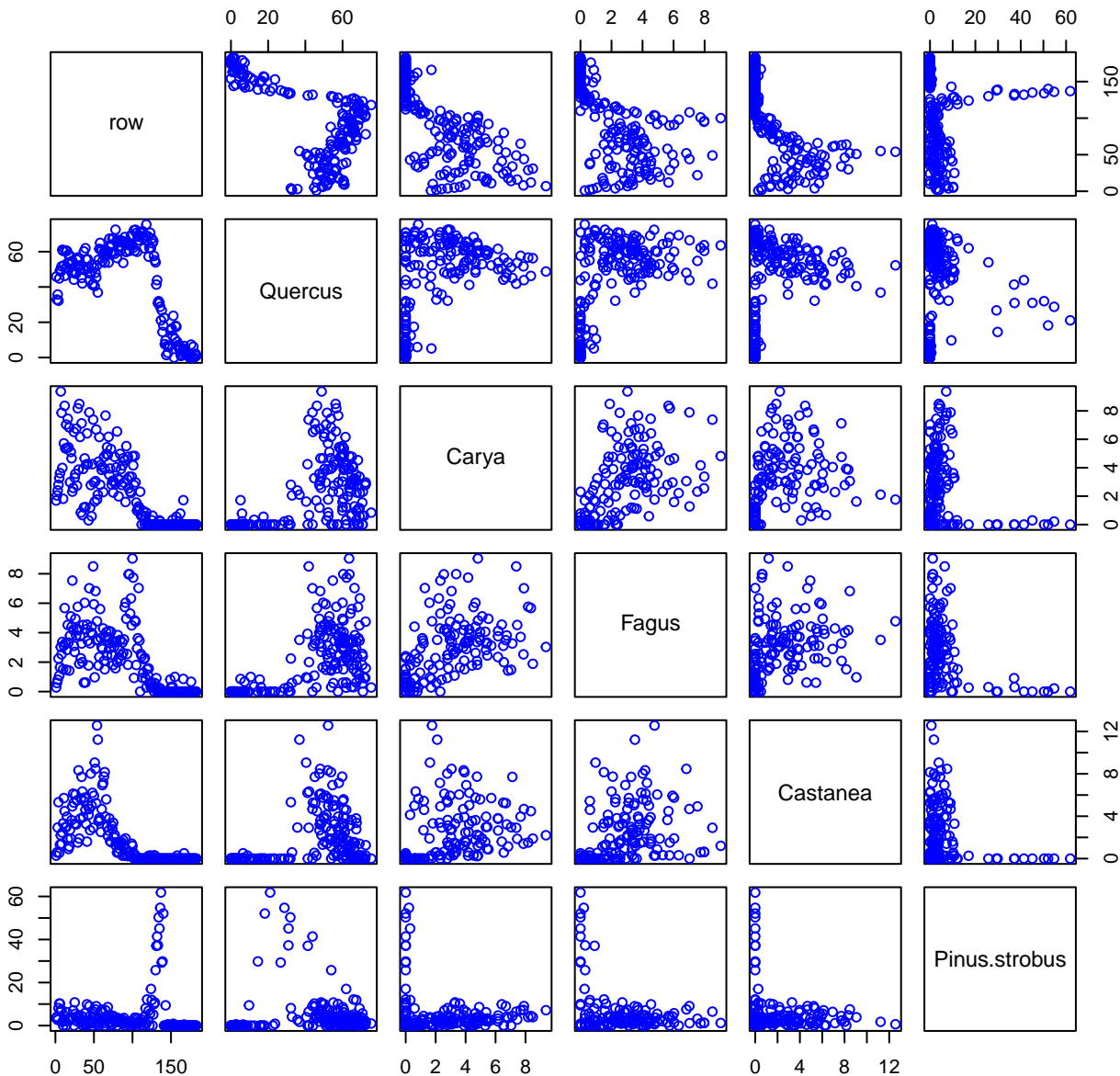
Rumex = pollen percentage values; these data appeared in Oswald et al. (2018) (dimensionless)

Variable	Min	Median	Mean	Max	NAs
cal.age	13.949	6226.161	7364.717	16667.180	0
Picea	0.000	0.000	0.709	11.628	0
Tsuga	0.000	1.719	2.475	18.182	0
Betula	0.000	4.142	5.675	24.765	0
Quercus	0.000	52.957	44.207	75.419	0
Carya	0.000	2.053	2.430	9.366	0
Fagus	0.000	2.000	2.297	9.036	0
Castanea	0.000	0.570	1.908	12.563	0
Pinus.strobu	0.000	1.852	5.028	61.823	0
Pinus.banksi	0.000	0.186	7.767	63.636	0
Pinus.rigida	0.000	0.000	1.042	8.333	0
Poaceae	0.000	0.539	1.185	16.667	0
Ambrosia	0.000	0.000	0.239	12.113	0
Rumex	0.000	0.000	0.009	0.543	0

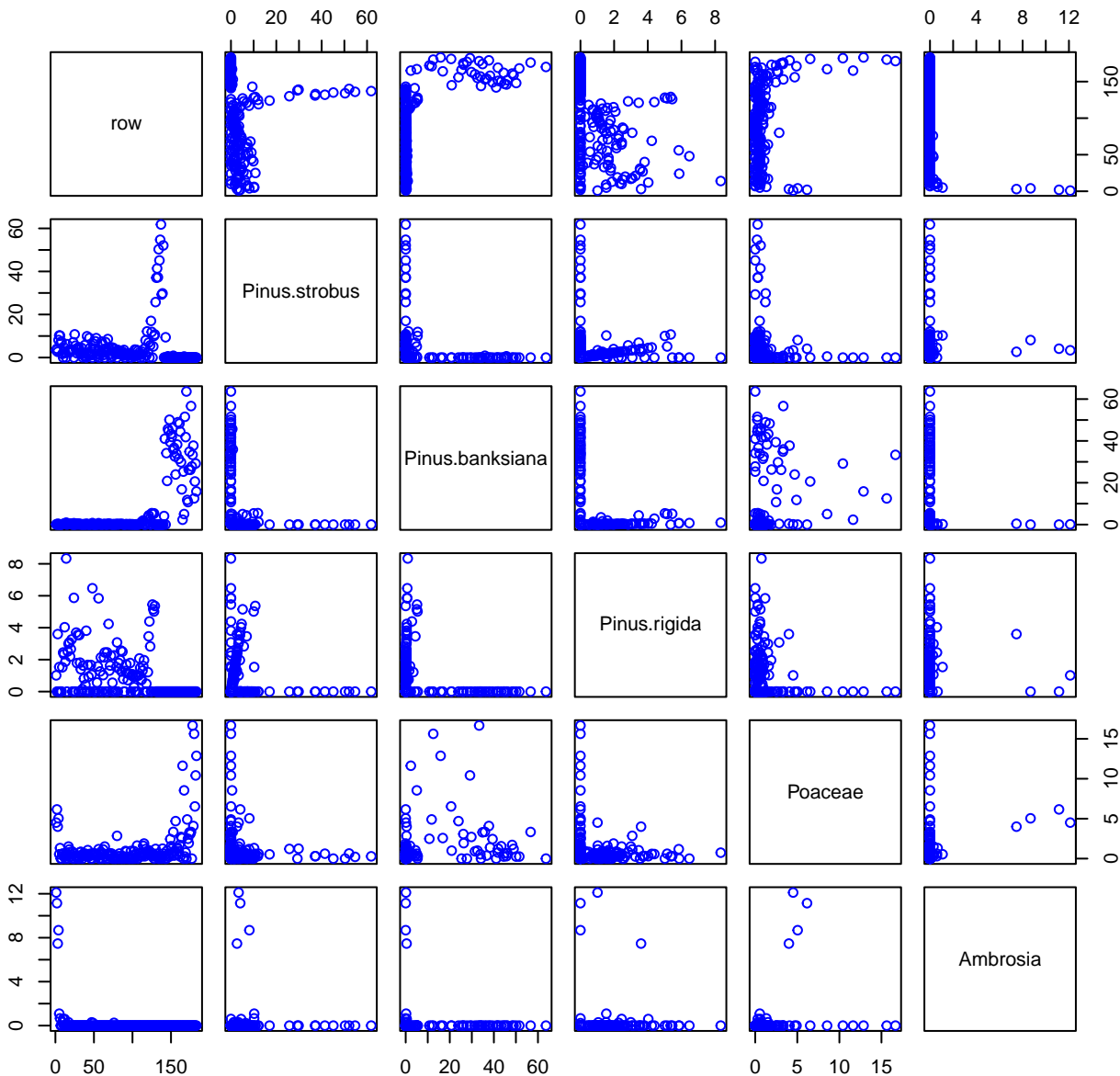
HF400-04 Plot 1



HF400-04 Plot 2



HF400-04 Plot 3



HF400-04 Plot 4

