



**Harvard Forest LTER Schoolyard Program
Buds, Leaves and Global Warming**

BACKYARD Student Data Sheet – Spring 2020 AT HOME

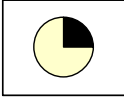
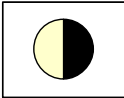


Name: _____

School: _____ **Date:** _____

Tree Species: _____

Tree ID (number): _____ if you are using more than 1 tree at your site, please number each tree and complete separate field sheets for each tree.

1. **Try to identify your tree** to complete the Tree Species above.
2. **Take a photo of each of your Neighborhood study trees** for this project. Send them to your teacher by email or Google Classroom, etc. Include the tree species you think each tree is and the tree number in your email to your teacher.
3. **Look at all the Buds on your tree.** Estimate how many buds have opened all the way. Remember that open means you can see the entire new tiny leaf, including the leaf stem.

Budburst Code	Fraction of buds that have opened
1	0 – 25% 
2	26-50% 
3	51-75% 
4	76-100% 

Whole Tree Budburst: Look at the entire tree and estimate what fraction of all the buds on the tree have opened. Use the code from the box on the left to report in the box below.

Whole Tree Budburst Code

4. If you can reach any branches, look for the open bud with the largest leaf.

Measure the leaf length in centimeters: _____

5. Field notes:

Temperature (Degrees Celsius): _____

Humidity(%): _____ **Circle one:** Sunny Cloudy Rainy

Other observations and Notes: _____
